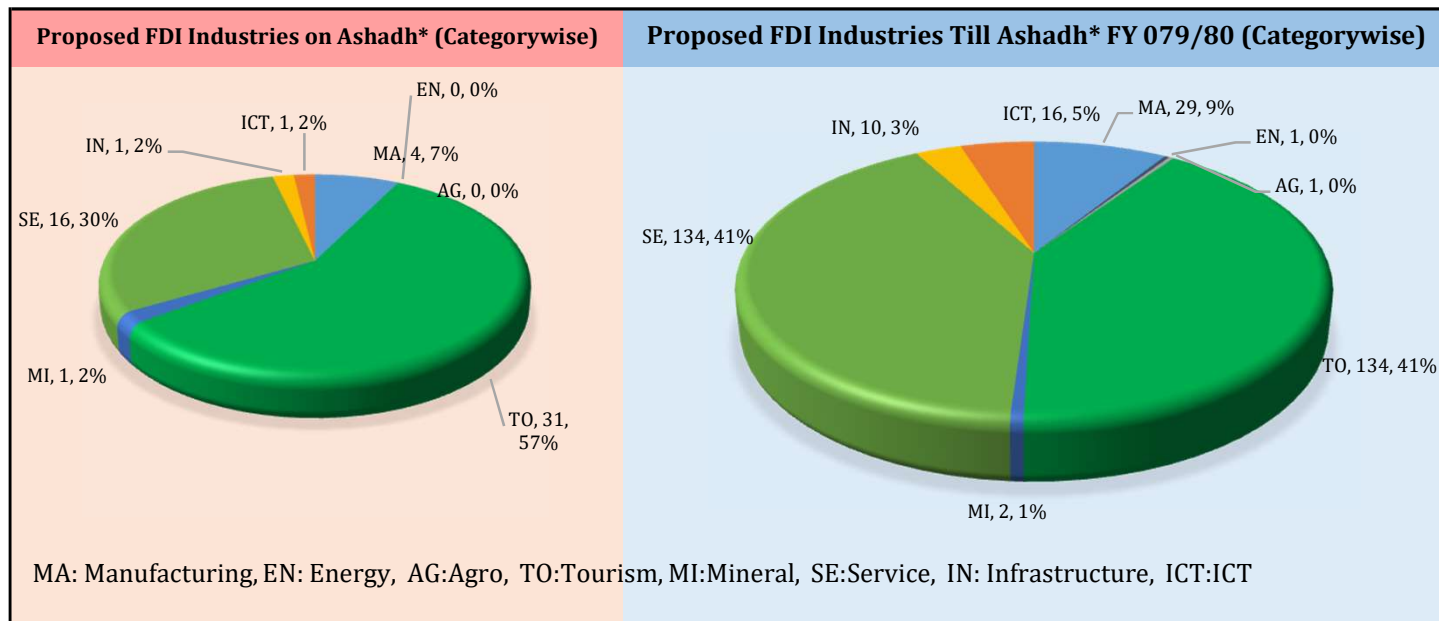
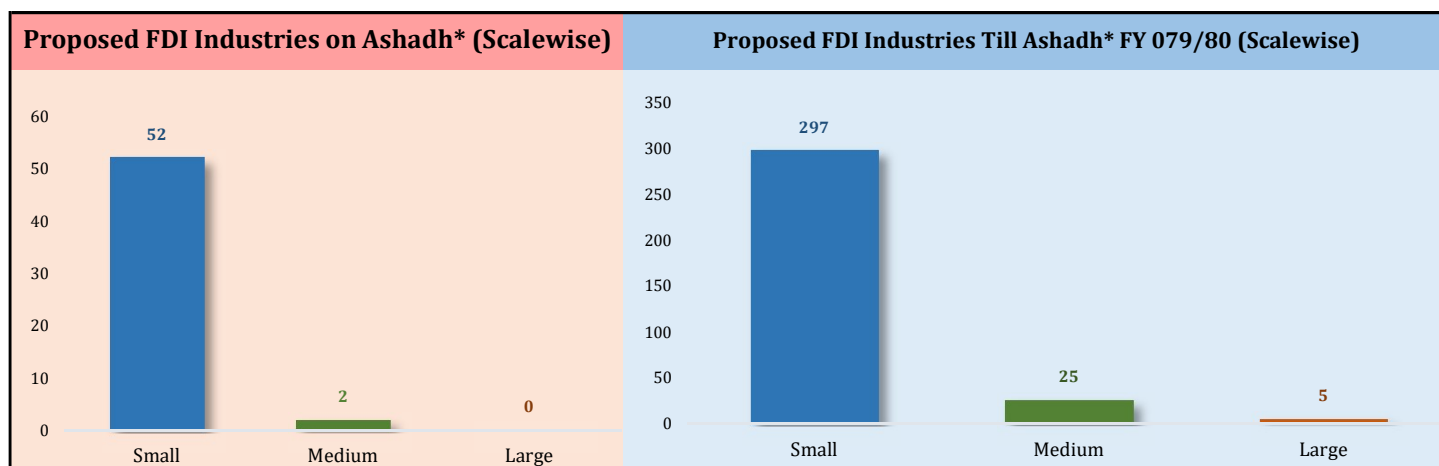




## Department of Industry (Foreign Investment & Technology Transfer Section)

### Monthly Report of Foreign Direct Investment Approval of Ashadh

Details	Details of Ashadh*	FY 079/80 (Shrawan-Ashadh* *)	From Beginning to Ashadh Last
<b>a. Foreign Direct Investment Approval Details</b>			
1. New FDI Approvals (Nos.)	54	327	5860
Commitment Amount (Nrs.)	3,923,750,000.00	33,396,072,600.00	452,665,542,600.00
2. SPA/SSA*** Approvals (Nos)	8	74	-
Commitment Amount (Nrs.)	865,600,000.00	16,249,361,542.00	-
3. TTA*** Approvals (Nos.)	4	64	-
<b>b. Committed Employment (Persons)</b>	<b>2406</b>	<b>17012</b>	<b>309132</b>

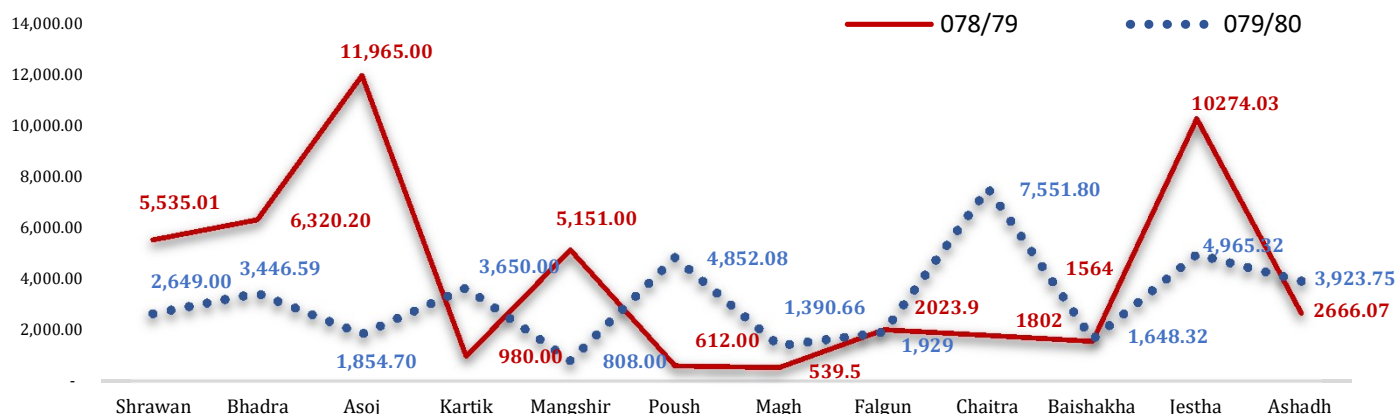




## Department of Industry (Foreign Investment & Technology Transfer Section)

### Monthly Report of Foreign Direct Investment Approval of Ashadh

#### Comparative Trend of FDI of FY 2078/79 & 079/80 (Millions)



Visa Recommendations	Ashadh	FY 079/80 (Shrawan-Ashadh)
Business Visa		
Investor	207	1809
Representatives	30	285
Dependent	73	770
NT Visa		
Advertisement	16	59
Technology Transfer Agreement	4	15

Repatriation Amount	Ashadh	FY 079/80 (Shrawan-Ashadh)
Royalty		
NRS	12,795,002.00	2,333,607,113.20
USD	511,354.15	2,126,592.30
INR	49,635,890.61	356,697,499.90
EURO	-	49,000.04
Dividend		
NRS	19,291,945.89	13,844,822,215.10

\* Ashadh : June 16, 2023 to July 16, 2023

\*\*FY 079/80 : July 17, 2022 to July 16, 2023

SPA: Share Purchase Agreement / SSA: Share Subscription Agreement / TTA: Technology Transfer Agreement