

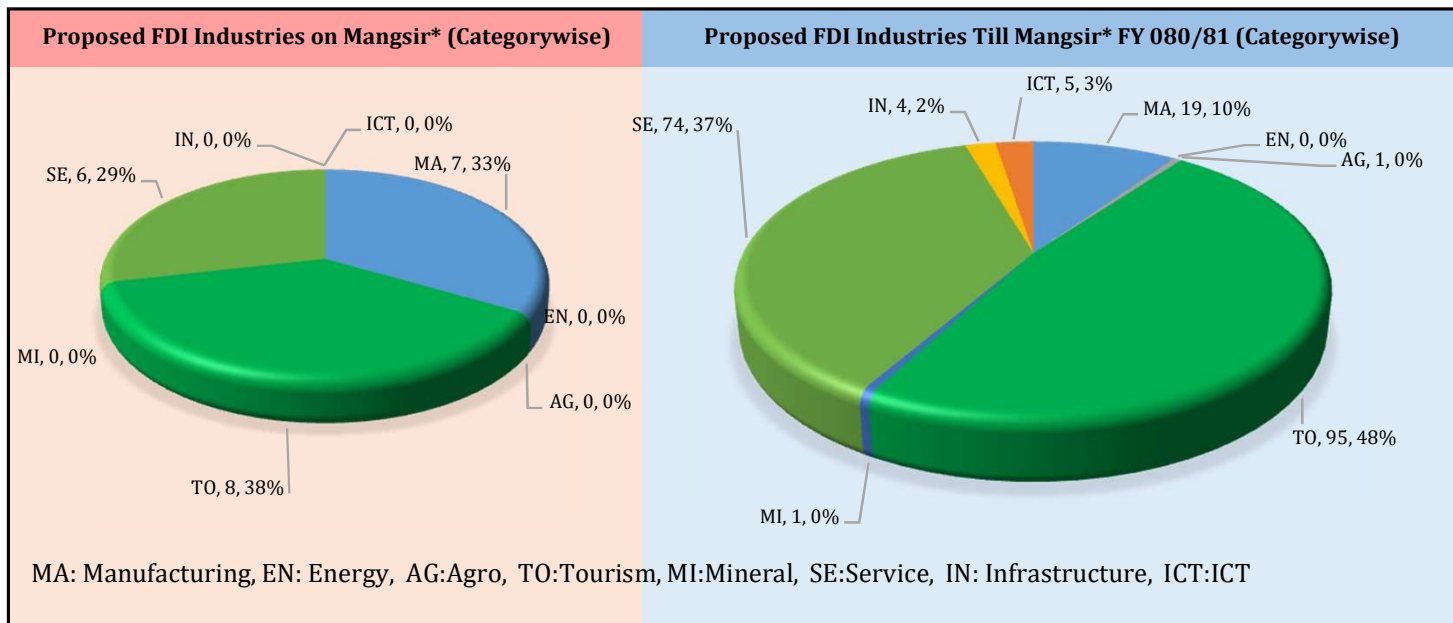
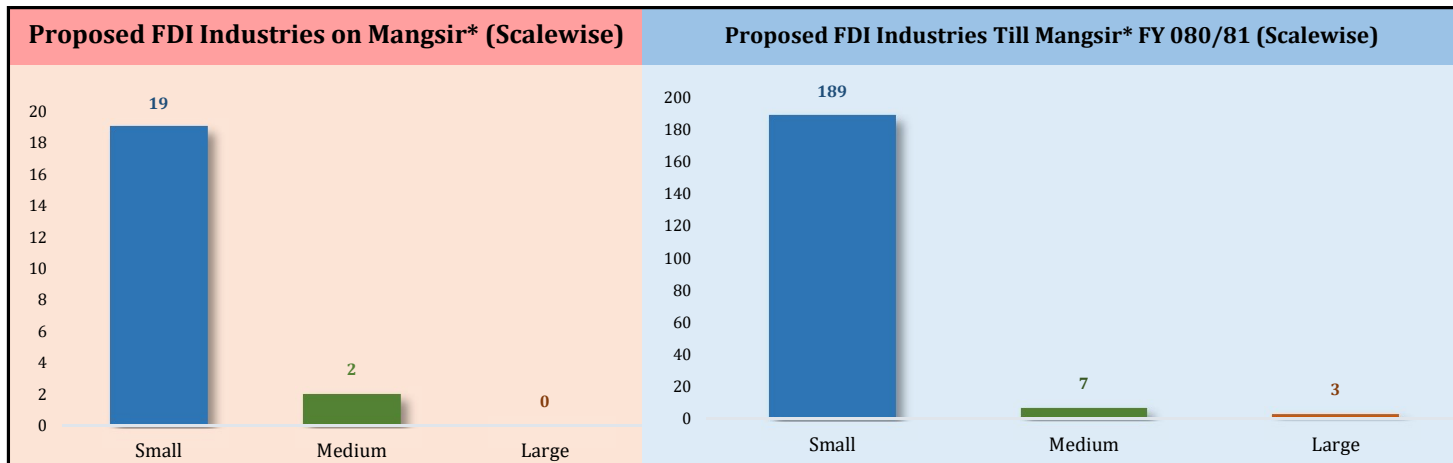


Department of Industry

(Foreign Investment & Technology Transfer Section)

Monthly Report of Foreign Direct Investment Approval of Mangsir

Details	Details of Mangsir*	FY 80/81 (Shrawan-Mangsir* *)	From Beginning to Mangsir Last
a. Foreign Direct Investment Approval Details			
1. New FDI Approvals (Nos.)	21	199	6058
Commitment Amount (Nrs.)	2,256,275,000.00	20,610,578,000.00	470,579,499,305.00
2. SPA/SSA*** Approvals (Nos)	2	21	-
Commitment Amount (Nrs.)	305,700,000.00	3,746,659,969.65	-
3. TTA*** Approvals (Nos.)	3	27	-
b. Committed Employment (Persons)	1350	10120	319217



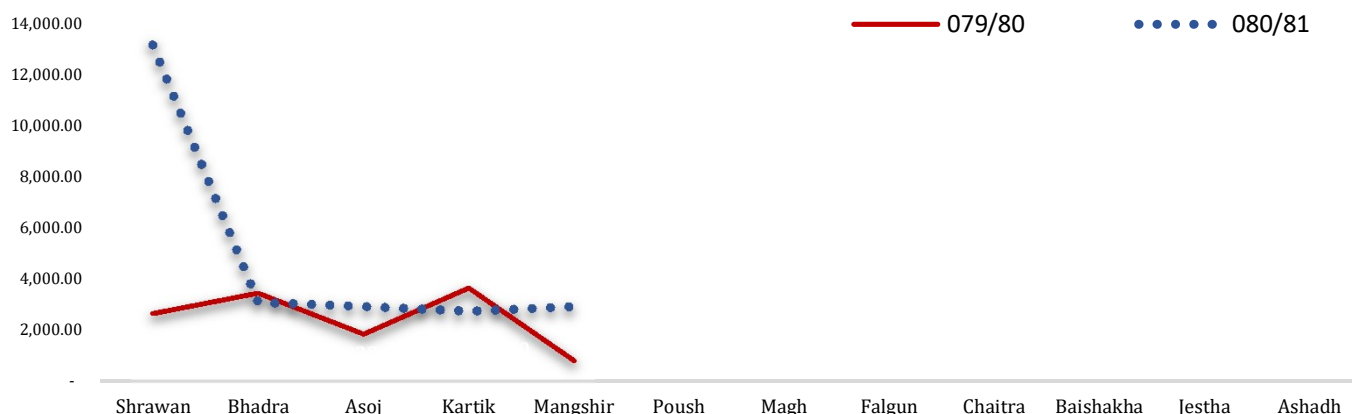


Department of Industry

(Foreign Investment & Technology Transfer Section)

Monthly Report of Foreign Direct Investment Approval of Mangsir

Comparative Trend of FDI of FY 2079/80 & 080/81 (Millions)



Visa Recommendations	Mangsir	FY 079/80 (Shrawan-Mangsir)	FY 080/81 (Shrawan-Mangsir)
Business Visa			
Investor	214	887	1200
Representatives	27	80	141
Dependent	94	196	360
NT Visa			
Advertisement	15	1	44
Technology Transfer Agreement	3	1	9

Repatriation Amount	Mangsir	FY 079/80 (Shrawan-Mangsir)	FY 080/81 (Shrawan-Mangsir)
Royalty			
NRS	277,919,170.12	924,527,217.80	1,026,586,759.76
USD	905,296.52	692,045.75	692,045.75
INR	159,460,190.40	138,633,313.65	138,633,313.65
EURO	-	7,000.01	-
Dividend			
NRS	305,700,000.00	10,915,119,097.50	3,746,659,970.00

* Mangsir : November 17, 2023 to December 16, 2023

**FY 080/81 : July 17, 2023 to December 16, 2023

SPA: Share Purchase Agreement / SSA: Share Subscription Agreement / TTA: Technology Transfer Agreement