

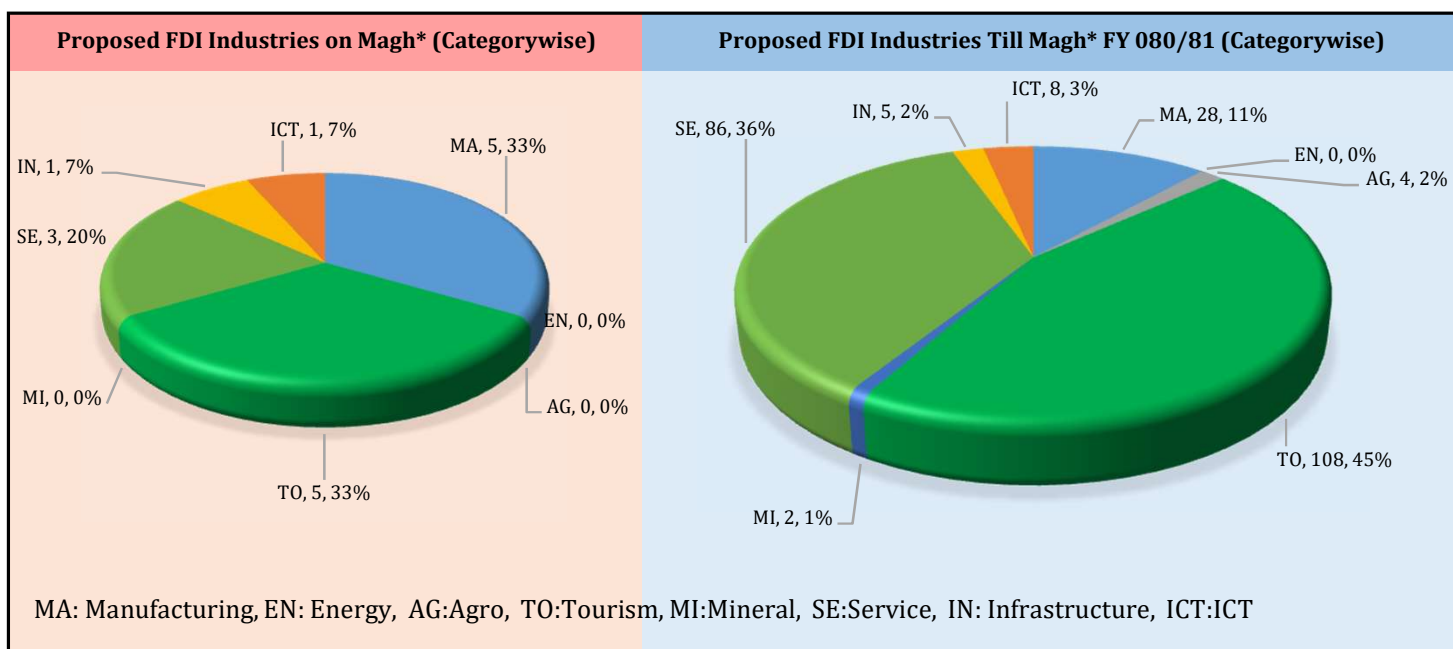
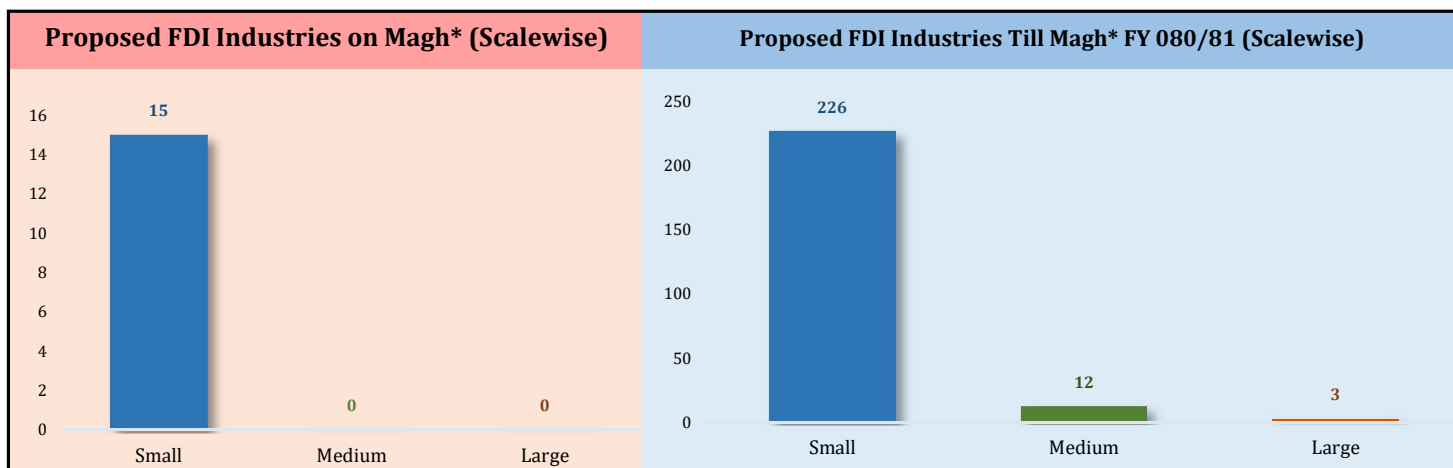


# Department of Industry

## (Foreign Investment & Technology Transfer Section)

### Monthly Report of Foreign Direct Investment Approval of Magh

Details	Details of Magh*	FY 80/81 (Shrawan-Magh* *)	From Beginning to Magh Last
<b>a. Foreign Direct Investment Approval Details</b>			
1. New FDI Approvals (Nos.)	15	241	6100
Committment Amount (Nrs.)	345,000,000.00	22,681,517,000.00	472,589,938,305.00
2. SPA/SSA*** Approvals (Nos)	3	31	-
Committment Amount (Nrs.)	847,000,000.00	4,857,309,969.65	-
3. TTA*** Approvals (Nos.)	2	31	-
<b>b. Committed Employment (Persons)</b>	<b>525</b>	<b>12692</b>	<b>321752</b>





Government of Nepal

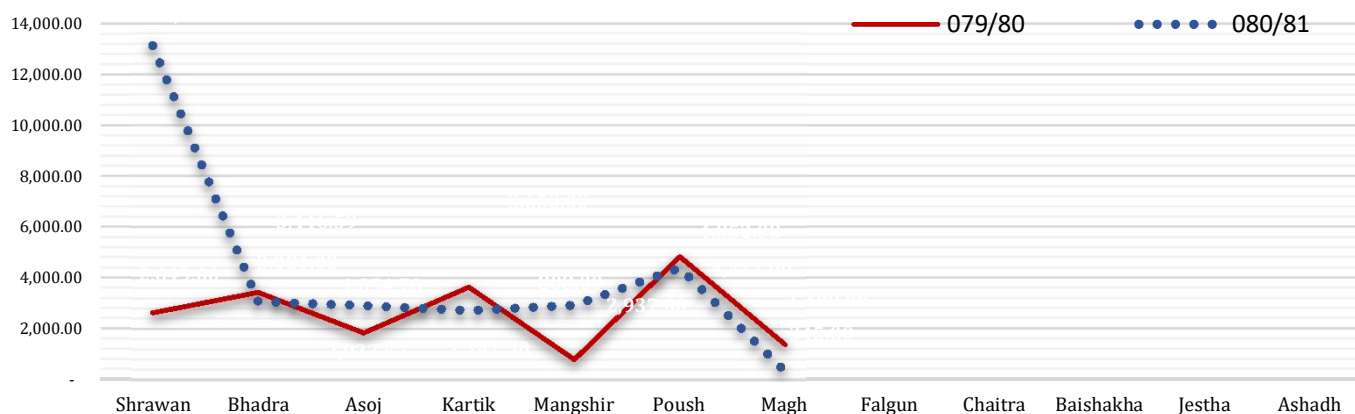
Ministry of Industry, Commerce and Supplies

## Department of Industry

(Foreign Investment & Technology Transfer Section)

### Monthly Report of Foreign Direct Investment Approval of Magh

#### Comparative Trend of FDI of FY 2079/80 & 080/81 (Millions)



Visa Recommendations	Magh	FY 079/80 (Shrawan-Magh)	FY 080/81 (Shrawan-Magh)
<b>Business Visa</b>			
Investor	115	1462	1454
Representatives	26	191	188
Dependent	76	559	550
<b>NT Visa</b>			
Advertisement	11	61	52
Technology Transfer Agreement	1	15	10

Repatriation Amount	Magh	FY 079/80 (Shrawan-Magh)	FY 080/81 (Shrawan-Magh)
<b>Royalty</b>			
NRS	332,295,320.65	1,755,880,571.05	1,373,982,019.02
USD	8,749,942.50	898,736.39	10,265,124.35
INR	4,045,588.00	303,165,770.64	536,704,986.21
EURO	-	7,000.01	13,600.00
<b>Dividend</b>			
NRS	6,970,077,343.25	13,171,770,020.50	8,506,607,915.03
<b>Service Fee</b>			
INR	4,617,200.00	-	4,617,200.00

\* Magh : January 15, 2024 to February 12, 2024

\*\*FY 080/81 : July 17, 2023 to February 12, 2024

SPA: Share Purchase Agreement / SSA: Share Subscription Agreement / TTA: Technology Transfer Agreement