

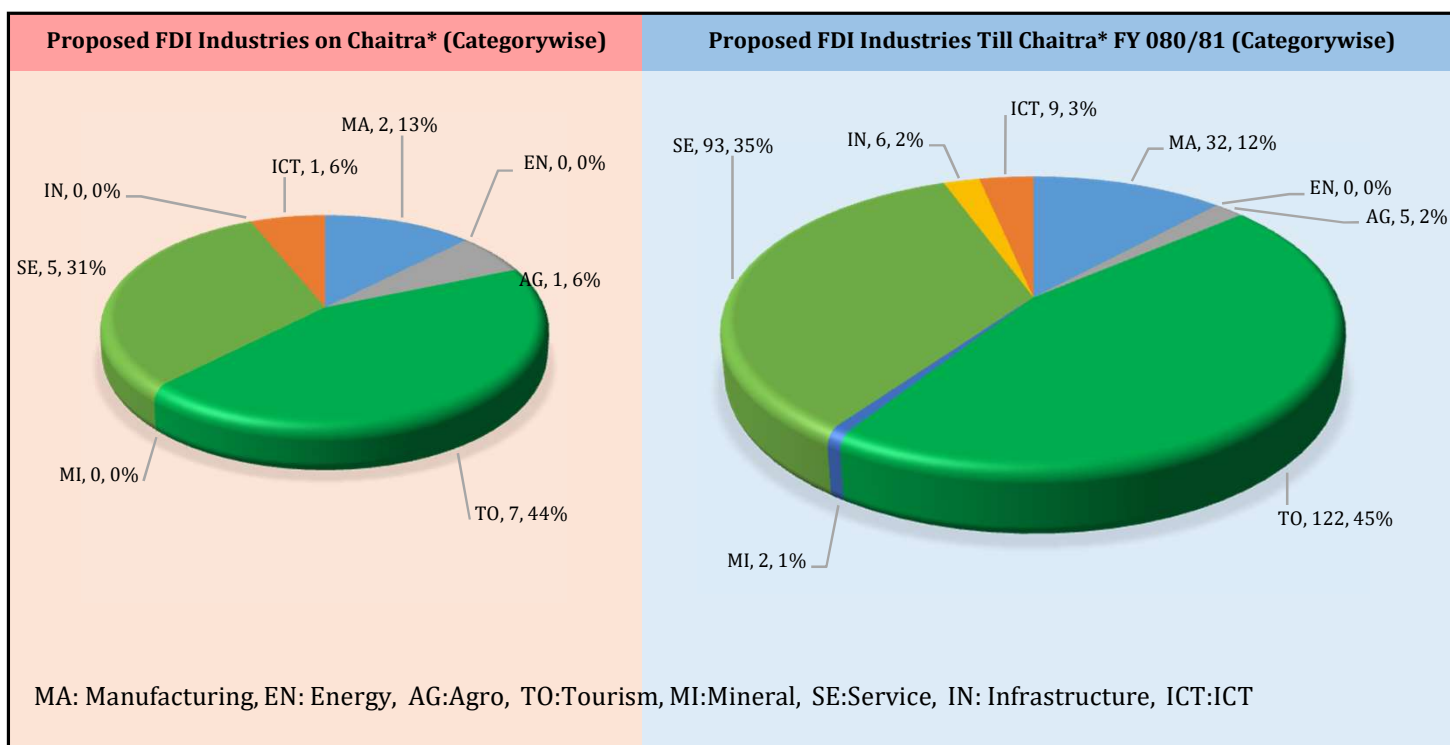
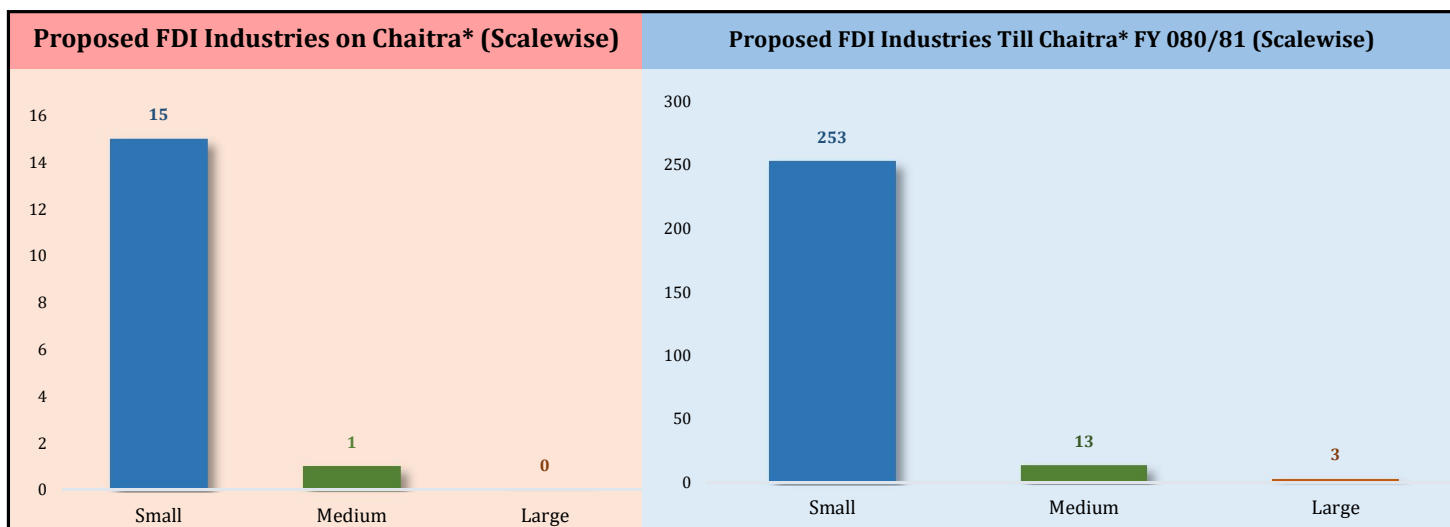


# Department of Industry

## (Foreign Investment & Technology Transfer Section)

### Monthly Report of Foreign Direct Investment Approval of Chaitra

Details	Details of Chaitra*	FY 80/81 (Shrawan-Chaitra* *)	From Beginning to Chaitra Last
<b>a. Foreign Direct Investment Approval Details</b>			
1. New FDI Approvals (Nos.)	16	269	6128
Commitment Amount (Nrs.)	965,000,000.00	30,099,517,000.00	480,068,438,305.00
2. SPA/SSA*** Approvals (Nos)	6	41	-
Commitment Amount (Nrs.)	7,595,458,100.00	12,974,568,069.65	-
3. TTA*** Approvals (Nos.)	0	33	-
<b>b. Committed Employment (Persons)</b>	665	13834	322931



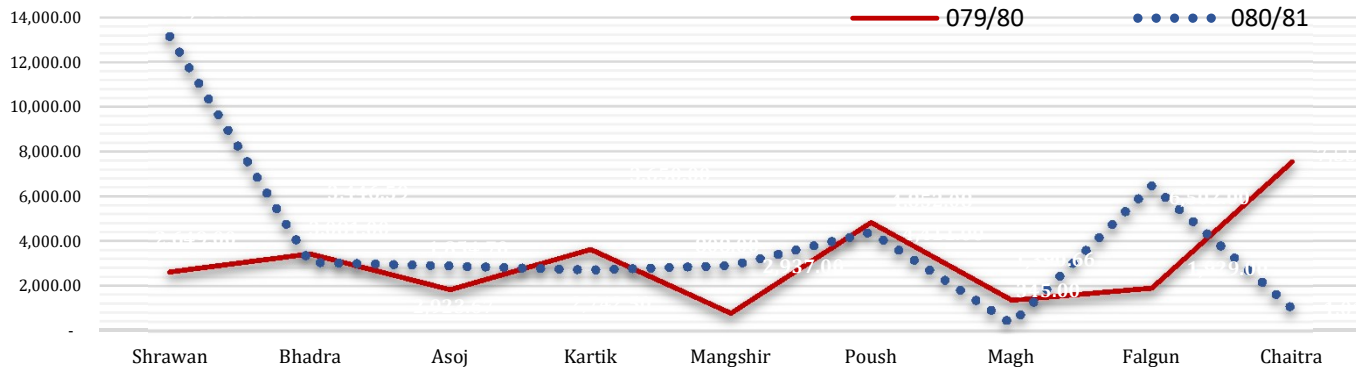


# Department of Industry

## (Foreign Investment & Technology Transfer Section)

### Monthly Report of Foreign Direct Investment Approval of Chaitra

#### Comparative Trend of FDI of FY 2079/80 & 080/81 (Millions)



Visa Recommendations	2080 Chaitra	FY 079/80 (Shrawan-Chaitra)	FY 080/81 (Shrawan-Chaitra)
<b>Business Visa</b>			
Investor	128	1224	1720
Representatives	43	186	256
Dependent	96	524	733
<b>NT Visa</b>			
Advertisement	19	28	84
Technology Transfer Agreement	3	10	15

Repatriation Amount	Chaitra	FY 079/80 (Shrawan-Chaitra)	FY 080/81 (Shrawan-Chaitra)
<b>Royalty</b>			
NRS	166,157,068.92	2,110,006,634.00	1,701,936,551.16
USD	28,900.00	1,245,091.81	10,543,635.35
INR	4,666,955.33	306,296,609.30	554,616,979.35
EURO	-	7,000.01	13,600.00
<b>Dividend</b>			
NRS	30,304,667.50	13,774,410,559.21	9,048,752,204.03
<b>Service Fee</b>			
NRS	-	-	-
USD	-	-	221,575.87
INR	-	-	18,957,209.94
EURO	-	-	47,142.50
GBP	-	-	17,000.00
JPY	-	-	1,000,001.20

\* Chaitra : March 14, 2024 to April 12, 2024

\*\*FY 080/81 : July 17, 2023 to April 12, 2024

SPA: Share Purchase Agreement / SSA: Share Subscription Agreement / TTA: Technology Transfer Agreement