

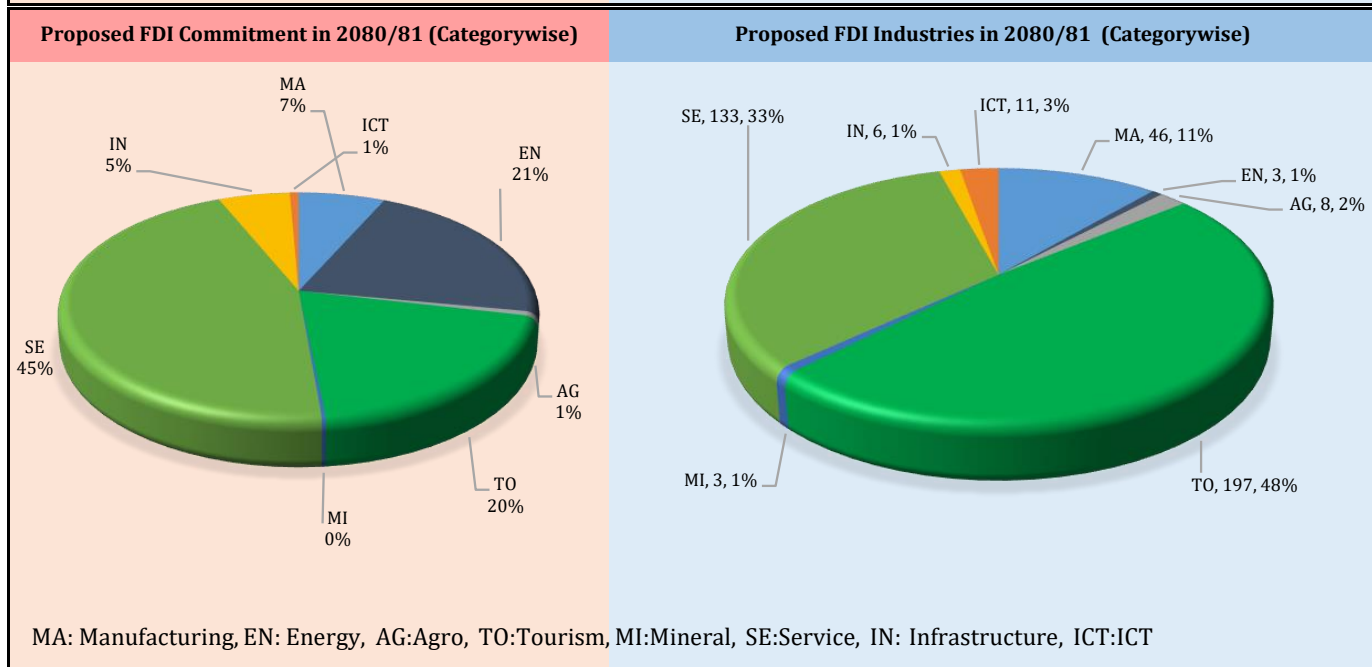
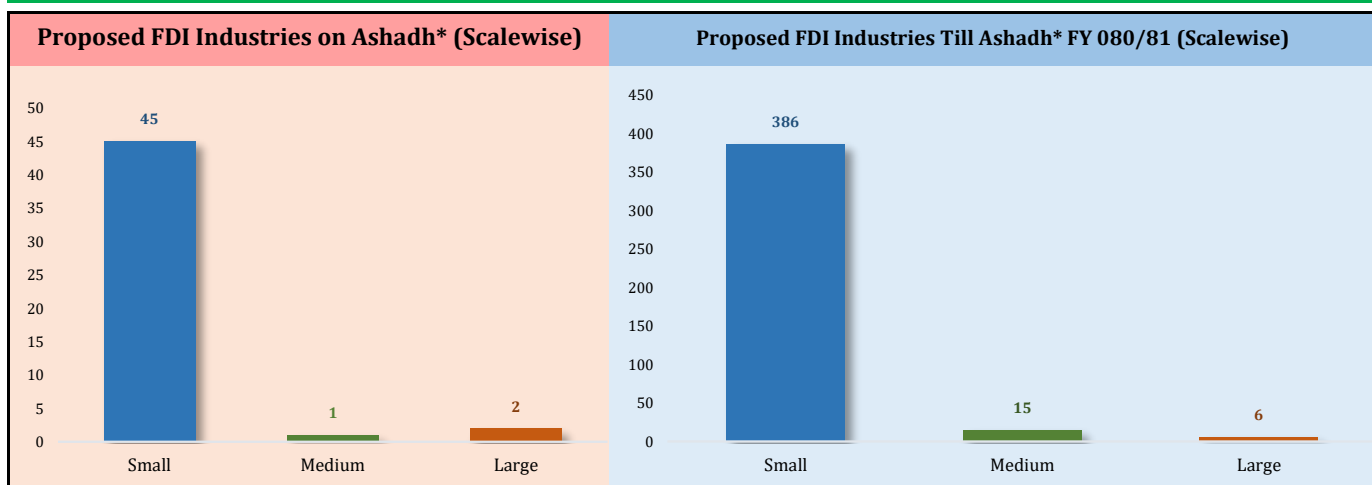


Department of Industry

(Foreign Investment & Technology Transfer Section)

Monthly Report of Foreign Direct Investment Approval of Ashadh

Details	Details of Ashadh*	FY 80/81 (Shrawan-Ashadh* *)	From Beginning to Ashadh Last
a. Foreign Direct Investment Approval Details			
1. FDI Approval Through AR (Nos.)	49	139	139
Commitment (Nrs.)	2,468,475,000.00	8,116,230,000.00	8,116,230,000.00
2. FDI Through Approval Route (Nos.)	48	407	6267
Commitment (Nrs.)	17,484,720,000.00	61,904,546,000.00	511,893,477,305.00
3. SPA/SSA*** Approvals (Nos)	10	62	-
Commitment Amount (Nrs.)	1,933,771,900.00	11,656,839,969.65	-
4. TTA*** Approvals (Nos.)	0	56	-
b. Committed Employment (Persons)			
	1948	19839	322266





Government of Nepal

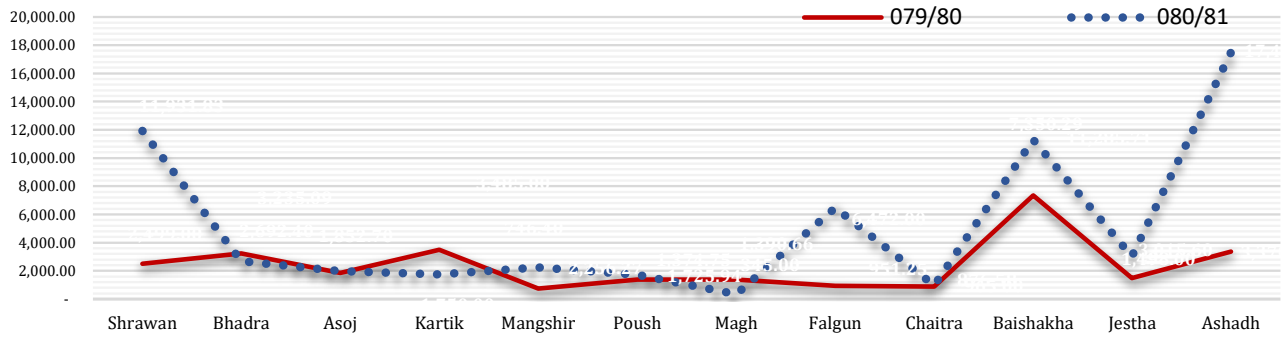
Ministry of Industry, Commerce and Supplies

Department of Industry

(Foreign Investment & Technology Transfer Section)

Monthly Report of Foreign Direct Investment Approval of Ashadh

Comparative Trend of FDI of FY 2079/80 & 080/81 (Millions)



Visa Recommendations		2080 Ashadh	FY 079/80 (Shrawan-Ashadh)	FY 080/81 (Shrawan-Ashadh)
Business Visa				
	Investor	144	1809	2229
	Representatives	43	285	409
	Dependent	70	770	1007
NT Visa				
	Advertisement	8	59	116
	Technology Transfer Agreement	1	15	17
Repatriation Amount		Ashadh	FY 079/80 (Shrawan-Ashadh)	FY 080/81 (Shrawan-Ashadh)
Royalty				
	NRS	247,057,290.08	2,333,607,113.20	2,790,516,904.90
	USD	57,499.62	2,126,592.30	11,037,365.33
	INR	32,005,145.90	356,697,499.90	762,796,375.25
	EURO	-	49,000.04	23,800.00
Dividend				
	NRS	214,744,615.20	13,844,822,215.10	10,187,639,951.88
Service Fee				
	NRS	-	-	3,033,078.04
	USD	-	-	419,603.60
	INR	-	-	65,884,544.34
	EURO	-	-	101,202.50
	GBP	-	-	17,000.00
	JPY	-	-	1,000,001.20



Government of Nepal

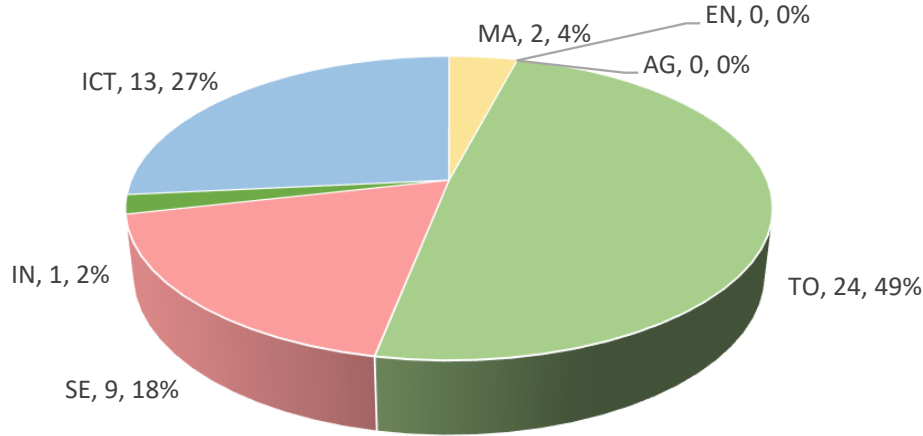
Ministry of Industry, Commerce and Supplies

Department of Industry

(Foreign Investment & Technology Transfer Section)

Monthly Report of Foreign Direct Investment Approval of Ashadh

Proposed FDI Industries Through AR Ashadh* (Categorywise)



FDI through Automatic Route Till 2080/81

S.N.	Industry Categories	Small Project	Commitment
1	Manufacturing (उत्पादनमुलक)	5	280,000,000.00
2	Energy (उर्जामूलक)	0	-
3	Agro and Forestry Based (कृषि मुलक)	1	20,000,000.00
4	Tourism (पर्यटनमुलक)	69	4,423,200,000.00
5	Service (सेवामुलक)	35	2,960,000,000.00
6	Infrastructure (पूर्वाधारमुलक)	1	20,000,000.00
7	ICT (सूचनाप्रविधिमुलक)	28	413,030,000.00
Total		139	8,116,230,000.00

* Ashadh : June 15, 2024 to July 15, 2024

**FY 080/81 : July 17, 2023 to July 15, 2024

SPA: Share Purchase Agreement / SSA: Share Subscription Agreement / TTA: Technology Transfer Agreement/

AR: Automatic Route

Note: This Report is published again after correcting the Commitment Figure of FDI through automatic route.