

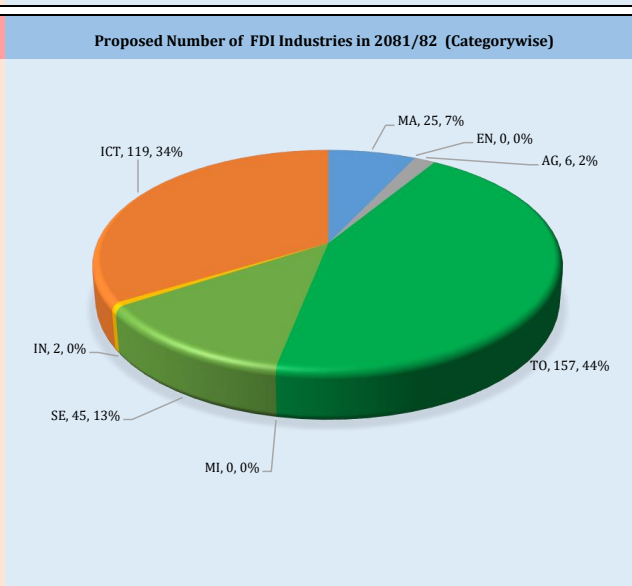
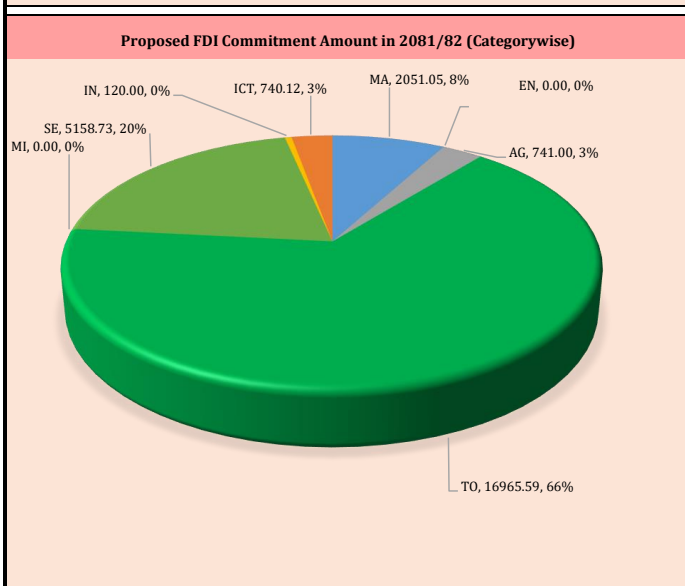
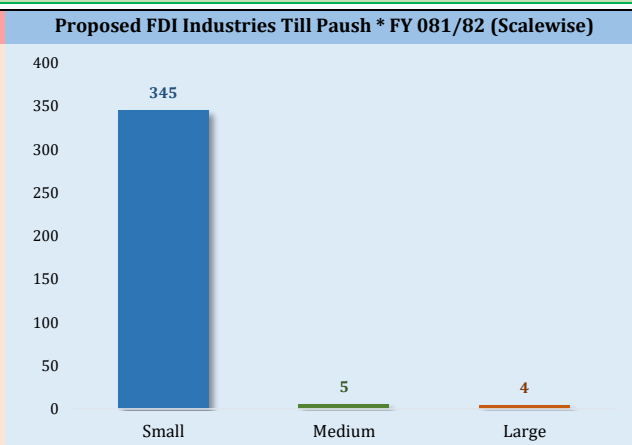
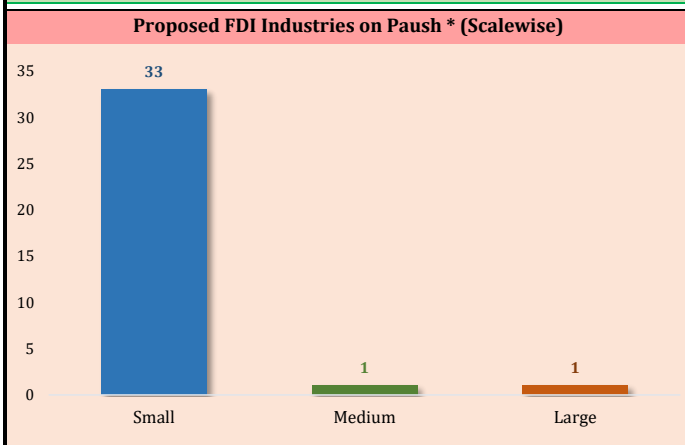


Department of Industry

(Foreign Investment & Technology Transfer Section)

Monthly Report of Foreign Direct Investment Approval of Paush

Details	Details of Paush *	FY 2081/82 (Shrawan-Paush **)	From Beginning to Paush Last
a. Foreign Direct Investment Approval Details			
1. FDI Approval Through AR (Nos.)	16	154	293
Commitment (Nrs.)	251,405,000.00	2,381,512,000.00	10,497,742,000.00
2. FDI Through Approval Route (Nos.)	19	200	6460
Commitment (Nrs.)	4,747,720,000.00	23,394,976,400.00	535,041,243,705.00
Total Number of FDI(Approval+AR)	35	354	6753
Total FDI Commitment (Nrs.)	4,999,125,000.00	25,776,488,400.00	545,538,985,705.00
3. SPA/SSA*** Approvals (Nos)	3	30	-
Commitment Amount (Nrs.)	311,575,655.00	1,852,791,505.00	-
4. TTA*** Approvals (Nos.)	3	25	-
b. Committed Employment (Persons)			
	1071	10244	338517

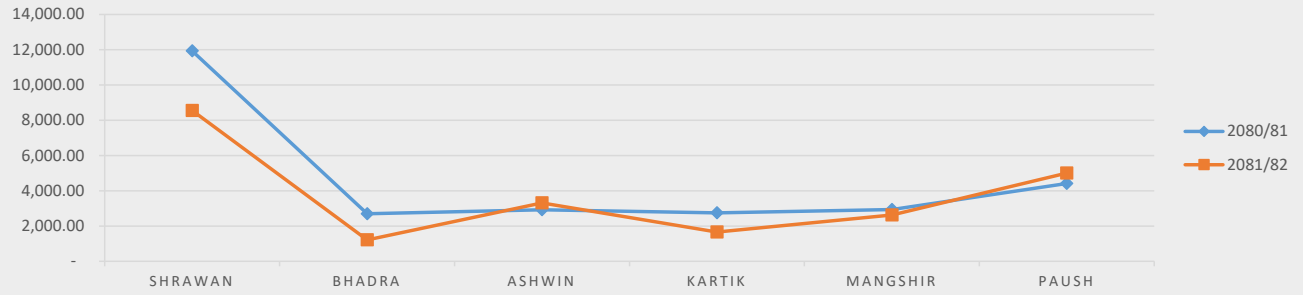


MA: Manufacturing, EN: Energy, AG:Agro, TO:Tourism, MI:Mineral, SE:Service, IN: Infrastructure, ICT:IC, Amount in Million.



Government of Nepal

Ministry of Industry, Commerce and Supplies

Department of Industry**(Foreign Investment & Technology Transfer Section)****Monthly Report of Foreign Direct Investment Approval of Paush****Comparative Trend of FDI of FY 2080/81 & 081/82 (Millions)**

Visa Recommendations	2081Paush	FY 2080/81 (Shrawan-Paush)	FY 2081/82 (Shrawan-Paush)
Business Visa			
Investor	335	1656	2117
Representatives	23	168	201
Dependent	118	488	513
NT Visa			
Advertisement	7	52	43
Technology Transfer Agreement	1	10	10

Repatriation Amount	Paush	FY 2080/81 (Shrawan-Paush)	FY 2081/82 (Shrawan-Paush)
Royalty			
NRS	226,130,362.72	1,041,686,698.37	608,385,092.40
USD	8,129,646.28	1,515,181.85	8,945,168.24
INR	159,400,769.05	532,659,398.21	359,901,897.47
EURO	37,649.74	-	47,849.74
Dividend			
NRS	1,552,040,000.00	1,410,688,233.78	1,616,082,458.05
Service Fee			
		Paush	FY 2081/82 (Mangsir)
NRS	3,999,265.31	-	384,867,433.02
USD	176,182.59	-	3,044,826.62
INR	1,922,204.50	-	60,271,727.70
EURO	-	-	-
AUD	10,999.85	-	10,999.85
JPY	-	-	-

Number of FDIs in 2081/82* (by Category)

S.N.	Industry Catagories	No. of Project	Commitment
1	Manufacturing (उत्पादनमुलक)	25	2,051,050,200.00
2	Energy (उर्जामूलक)	0	-
3	Agro and Forestry Based(कृषि मुलक)	6	741,000,000.00
4	Tourism (पर्यटनमुलक)	157	16,965,590,000.00
5	Mineral (खनिज)	0	-
6	Service (सेवामुलक)	45	5,158,730,000.00
7	Infrastructure (पूर्याधारमुलक)	2	120,000,000.00
8	ICT (सूचनाप्रविधिमुलक)	119	740,118,200.00
Total		354	25,776,488,400.00

* Paush : December 16, 2024 to January 13, 2025

**FY 2081/82 : November 16, 2024 to January 13, 2025

***SPA: Share Purchase Agreement / SSA: Share Subscription Agreement / TTA: Technology Transfer Agreement/

AR: Automatic Route