

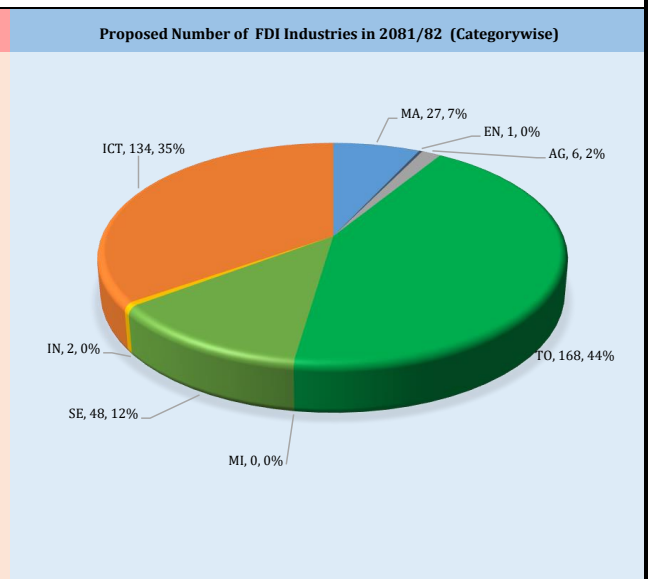
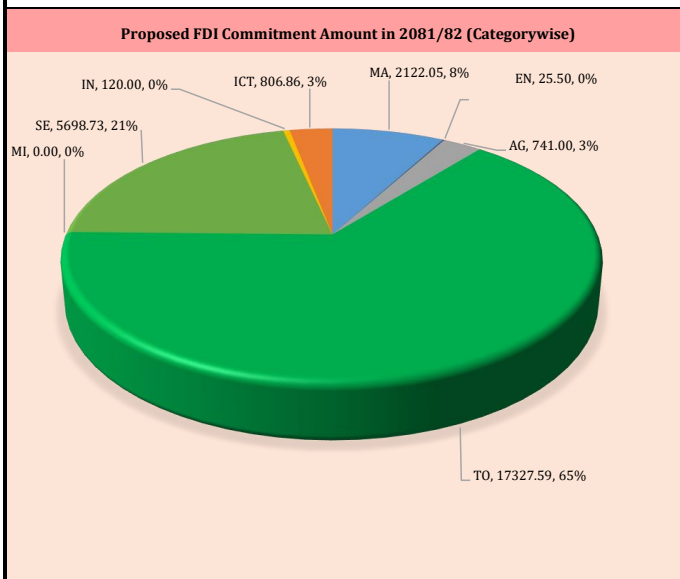
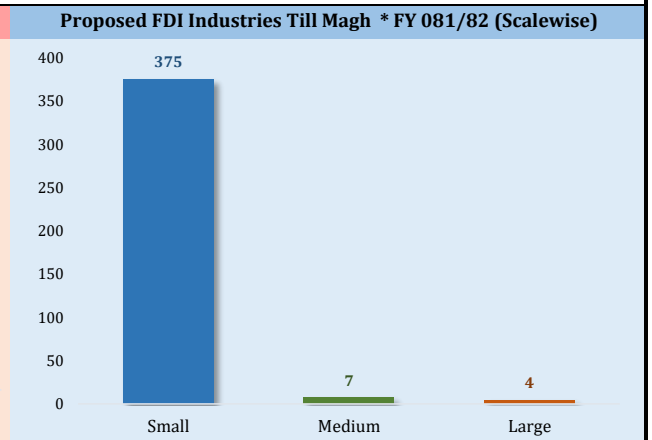
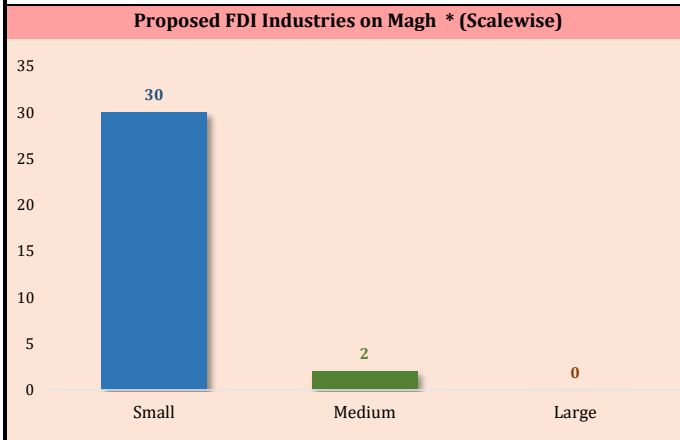


Department of Industry

(Foreign Investment & Technology Transfer Section)

Monthly Report of Foreign Direct Investment Approval of Magh

Details	Details of Magh *	FY 2081/82 (Shrawan-Magh **)	From Beginning to Magh	Last
a. Foreign Direct Investment Approval Details				
1. FDI Approval Through AR (Nos.)	21	175	314	
Commitment (Nrs.)	246,745,000.00	2,628,257,000.00	10,744,487,000.00	
2. FDI Through Approval Route (Nos.)	11	211	6471	
Commitment (Nrs.)	818,500,000.00	24,213,476,400.00	535,859,743,705.00	
Total Number of FDI(Approval+AR)	32	386	6785	
Total FDI Commitment (Nrs.)	1,065,245,000.00	26,841,733,400.00	546,604,230,705.00	
3. SPA/SSA*** Approvals (Nos)	2	32	-	
Commitment Amount (Nrs.)	92,250,000.00	1,945,041,505.00	-	
4. TTA*** Approvals (Nos.)	17	42	-	
b. Committed Employment (Persons)	698	10726	338967	

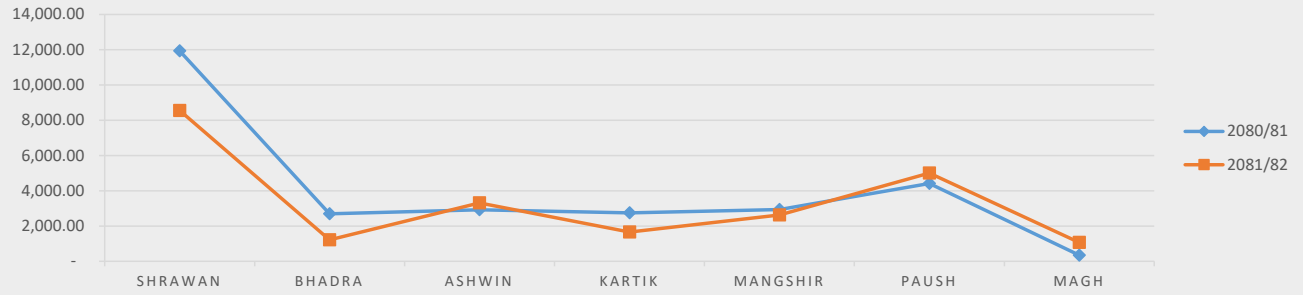


MA: Manufacturing, EN: Energy, AG:Agro, TO:Tourism, MI:Mineral, SE:Service, IN: Infrastructure, ICT:IC, Amount in Million.



Government of Nepal

Ministry of Industry, Commerce and Supplies

Department of Industry**(Foreign Investment & Technology Transfer Section)****Monthly Report of Foreign Direct Investment Approval of Magh****Comparative Trend of FDI of FY 2080/81 & 081/82 (Millions)**

Visa Recommendations	2081Magh	FY 2080/81 (Shrawan-Magh)	FY 2081/82 (Shrawan-Magh)
Business Visa			
Investor	150	1656	2267
Representatives	31	168	232
Dependent	69	488	582
NT Visa			
Advertisement	7	52	50
Technology Transfer Agreement	3	10	13

Repatriation Amount	Magh	FY 2080/81 (Shrawan-Magh)	FY 2081/82 (Shrawan-Magh)
Royalty			
NRS	110,837,517.49	332,295,320.65	719,222,609.89
USD	324,970.27	8,749,942.50	9,270,138.51
INR	-	4,045,588.00	359,901,897.47
EURO	-	-	47,849.74
Dividend			
NRS	6,920,933,538.40	1,410,688,233.78	8,537,015,996.45
Service Fee			
		Magh	FY 2081/82 (Mangsir)
NRS	64,227,661.70	-	449,095,094.72
USD	31,657.39	-	3,076,484.01
INR	18,160,361.90	-	78,432,089.60
EURO	-	-	-
AUD	-	-	10,999.85
JPY	-	-	-

Number of FDIs in 2081/82* (by Category)

S.N.	Industry Catagories	No. of Project	Commitment
1	Manufacturing (उत्पादनमुलक)	27	2,122,050,200.00
2	Energy (उर्जामूलक)	1	25,500,000.00
3	Agro and Forestry Based(कृषि मुलक)	6	741,000,000.00
4	Tourism (पर्यटनमुलक)	168	17,327,590,000.00
5	Mineral (खनिज)	0	-
6	Service (सेवामुलक)	48	5,698,730,000.00
7	Infrastructure (पूरुवाधारमुलक)	2	120,000,000.00
8	ICT (सूचनाप्रविधिमुलक)	134	806,863,200.00
Total		386	26,841,733,400.00

* Magh : January 14, 2025 to February 12, 2025

**FY 2081/82 : November 16, 2024 to February 12, 2025

***SPA: Share Purchase Agreement / SSA: Share Subscription Agreement / TTA: Technology Transfer Agreement/

AR: Automatic Route