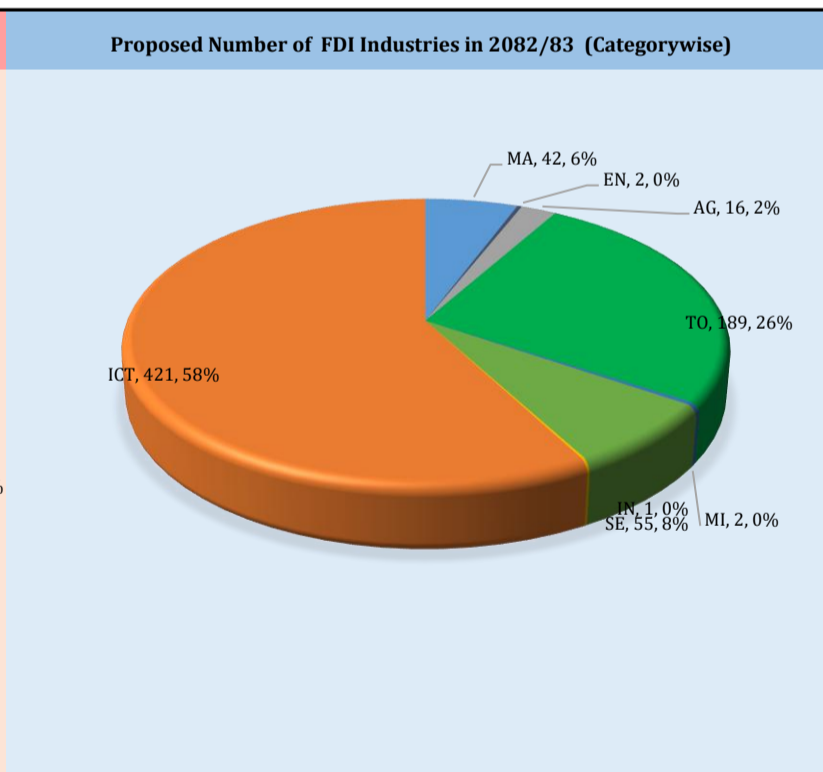
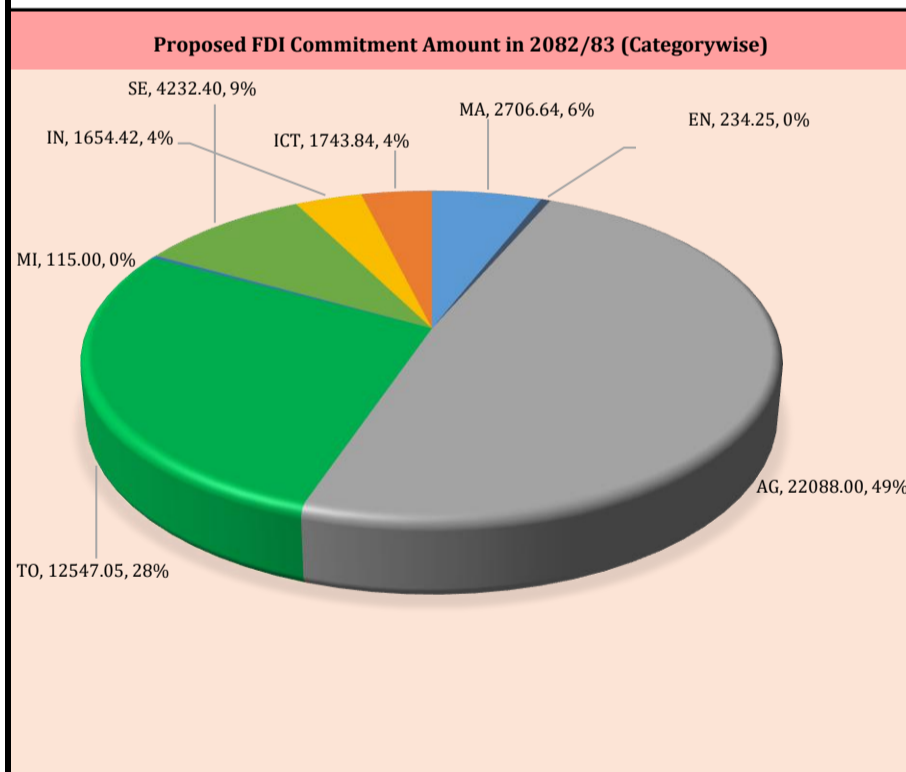
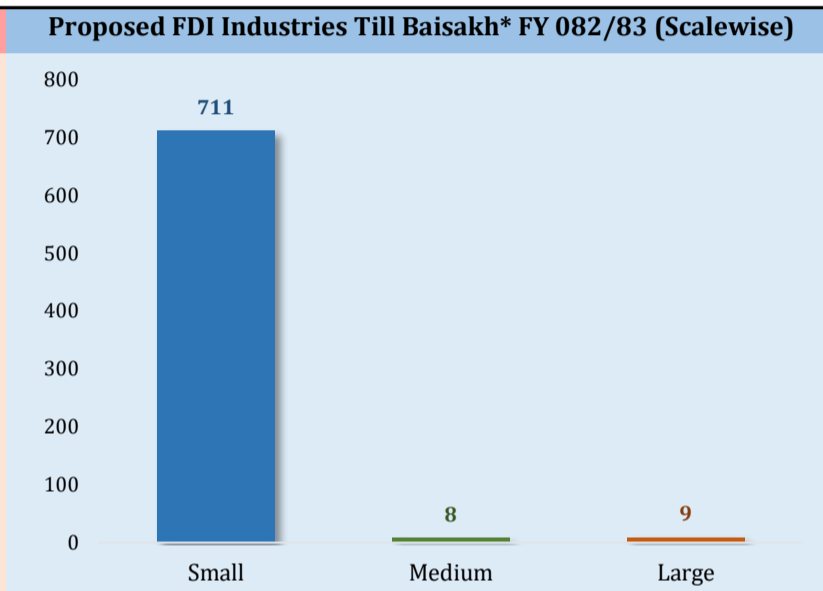
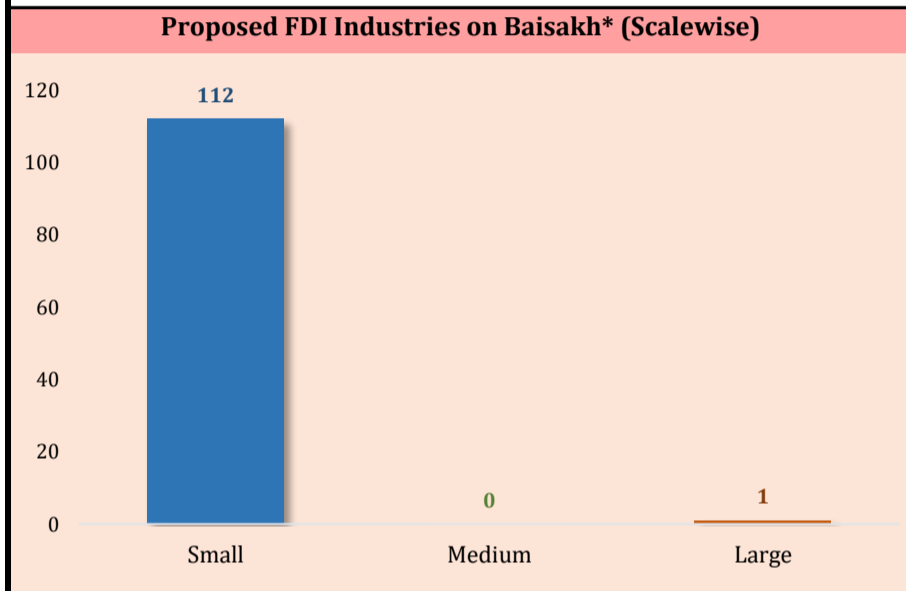




Monthly Report of Foreign Direct Investment Approval of Baisakh

Details	Details of Baisakh*	FY 2082/83 (Shrawan-Baisakh**)
a. Foreign Direct Investment Approval Details		
1. FDI Approval Through AR (Nos.)	107	533
Commitment (Nrs.)	1,668,600,000.00	5,767,336,000.00
2. FDI Through Approval Route (Nos.)	6	195
Commitment (Nrs.)	1,854,422,900.00	39,554,267,152.00
Total Number of FDI(Approval+AR)	113	728
Total FDI Commitment (Nrs.)	3,523,022,900.00	45,321,603,152.00
3. SPA/SSA*** Approvals (Nos)	5	47
Commitment Amount (Nrs.)	96,790,140.00	11,042,270,754.51
4. TTA*** Approvals (Nos.)	7	45
b. Committed Employment (Persons)		
	948	23530

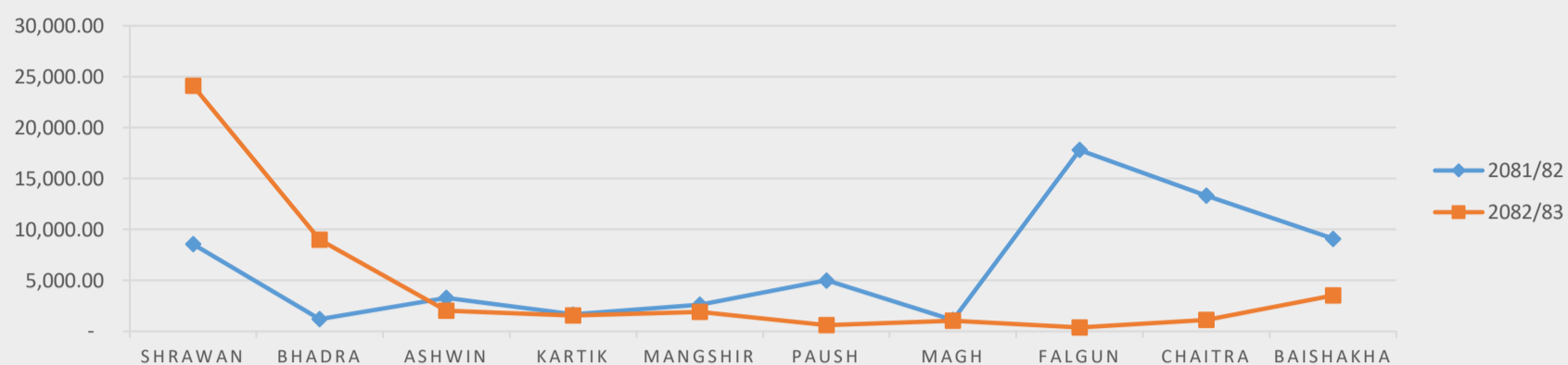


MA: Manufacturing, EN: Energy, AG:Agro, TO:Tourism, MI:Mineral, SE:Service, IN: Infrastructure, ICT:IC, Amount in Million.



Government of Nepal

Ministry of Industry, Commerce and Supplies

Department of Industry**(Foreign Investment & Technology Transfer Section)****Monthly Report of Foreign Direct Investment Approval of Baisakh****Comparative Trend of FDI of FY 2081/82 & 082/83 (Millions)**

Visa Recommendations	2082Baisakh	FY 2081/82 (Shrawan-Baisakh)	FY 2082/83 (Shrawan-Baisakh)
Business Visa			
Investor	84	2689	1680
Representatives	40	342	294
Dependent	42	858	653
NT Visa			
Advertisement	7	68	48
Technology Transfer Agreement	0	16	7

Repatriation Amount	Baisakh	FY 2081/82 (Shrawan-Baisakh)	FY 2082/83 (Shrawan-Baisakh)
Royalty			
NRS	337,833,010.00	1,518,519,456.40	5,097,312,591.42
USD	134,914.40	9,364,730.43	1,179,541.45
INR	13,442,901.30	406,552,790.70	349,126,904.47
EURO	-	61,431.08	-
Dividend			
NRS	977,344,487.00	9,499,695,989.53	17,795,315,302.17
Service Fee			
NRS	-	-	115,041,984.00
USD	132,152.03	-	467,843.75
INR	10,378,288.69	-	71,246,770.31
EURO	-	-	263,220.60
AUD	-	-	-
JPY	-	-	-

Number of FDIs in 2082/83* (by Category)

S.N.	Industry Catagories	No. of Project	Commitment
1	Manufacturing (उत्पादनमुलक)	42	2,706,644,252.00
2	Energy (उर्जामूलक)	2	234,250,000.00
3	Agro and Forestry Based(कृषि मुलक)	16	22,088,000,000.00
4	Tourism (पर्यटनमुलक)	189	12,547,050,000.00
5	Mineral (खनिज)	2	115,000,000.00
6	Service (सेवामुलक)	55	4,232,400,000.00
7	Infrastructure (पूर्वाधारमुलक)	1	1,654,422,900.00
8	ICT (सूचनाप्रविधिमुलक)	421	1,743,836,000.00
Total		728	45,321,603,152.00

* Baisakh : April 14, 2026 to May14, 2026

**FY 2082/83 : July 17, 2025 to May 14, 2026

***SPA: Share Purchase Agreement / SSA: Share Subscription Agreement / TTA: Technology Transfer Agreement/

AR: Automatic Route